

Color recipe



aqua mist
COLOR NAME



orange zest
COLOR NAME



summer sunrise
COLOR NAME



berry sorbet
COLOR NAME



hibiscus burst
COLOR NAME



INSPIRATION

June blog hop | www.papertreyink.com

Color recipe



spring rain
COLOR NAME



harvest gold
COLOR NAME



hibiscus burst
COLOR NAME



raspberry fizz
COLOR NAME



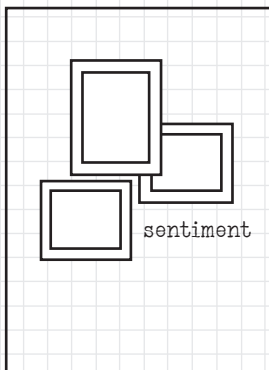
tropical teal
COLOR NAME



INSPIRATION

June blog hop | www.papertreyink.com

Sketch recipe

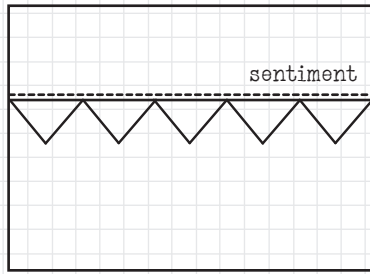


DESIGN NOTES:

Create a variety of colored frames
or mats to arrange in a cluster.

June blog hop | www.papertreyink.com

Sketch recipe




DESIGN NOTES:

Stamp or cut several triangles or banners and line them up to form a border. Add your sentiment just above.

june blog hop | www.papertreyink.com

Sketch recipe



DESIGN NOTES:

Punch or die-cut a circle in a variety of colors and cut them into wedges. Piece them together to form a portion of a pie chart around your sentiment. Embellish the center with a button, flower, star or anything else you dream up.

june blog hop | www.papertreyink.com