


Color recipe



enchanting evening
COLOR NAME



sweet blush
COLOR NAME



autumn rose
COLOR NAME



INSPIRATION

september blog hop | www.papertreyink.com

Color recipe



smokey shadow
COLOR NAME



autumn rose
COLOR NAME



ripe avocado
COLOR NAME



INSPIRATION

september blog hop | www.papertreyink.com

Color recipe



autumn rose
COLOR NAME



smokey shadow
COLOR NAME




soft stone
COLOR NAME



INSPIRATION

september blog hop | www.papertreyink.com

Sketch recipe

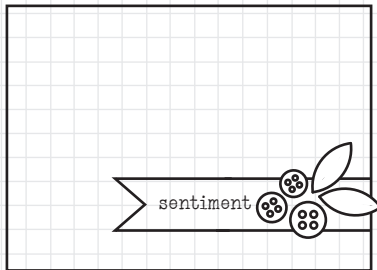


DESIGN NOTES:

Use scalloped trim and perhaps some stitched ribbon to recreate the trim on the fingerless gloves. A stitched label to hold the sentiment will add to the homespun charm.

september blog blog | www.papertreyink.com

Sketch recipe




DESIGN NOTES:

Pair a few buttons and a your favorite leaf die to create your own berry accent for a sentiment banner.

september blog blog | www.papertreyink.com

Sketch recipe



DESIGN NOTES:

Add a large snowflake or create your own medallion inspired by the pattern in the knit gloves. Add a simple sentiment strip through the center.

september blog blog | www.papertreyink.com